



WELCOME TO

*Oakwood Primary
School*



SUPPORTING SMOOTH TRANSITIONS

For You And Your Child

17th June 6pm – 7pm

Ms Bowden, Miss Denson, Miss Stubbs (EYFS lead/SENCO)




WELCOME TO A NEW AND EXCITING STAGE IN YOUR CHILD'S LIFE!



During their Reception year your child will:

- make new friends
- enjoy new experiences
- learn how the school day runs
- learn vital new skills including reading and writing

We, teachers and parents, have the chance to work as **partners** to ensure that at the end of this school year, your child will have a positive attitude towards their education based on social and academic confidence.



AIMS OF THE THIS MEETING



To provide ideas so we can effectively work together and how you can best support your child at home

To find out more about what your child will be doing in school.

To explain our school procedures.



ACORNS (RECEPTION)



At Oakwood, our KS1 and KS2 classes are named after trees. In Reception, we are Acorns.

- We have 2 reception classes (Acorns 1 and Acorns 2)
- There are up to 45 children in total
- Sometimes we work within our class and other times we learn together
- We use both the indoor and outdoor spaces all year round to explore and create new learning opportunities.
- We will also take part in our school's OPAL play strategy at lunchtimes (after a period of transition), which is an opportunity for your child to play with children across the school.



MEET THE TEAM




Acorns 1
Ms Bowden



Acorns 2
Class Teacher



Miss Stubbs
SENCO



Early Years
TA



Early Years
TA



WHY IS TRANSITION SO IMPORTANT FOR YOUR CHILD?



Transition: A process not an event



Each child is different and some may take a little longer to settle

Our transition processes are based on the best interests and needs of your child



We will work with you to help your child to settle and be confident in their new surroundings



GETTING TO KNOW YOU AND YOUR CHILD



We will do this by:

- Nursery Visits
- Stay and play session (July)
- Family Meeting (September)
- Information gathered from you and the previous setting
- Transition for each child carefully planned with you and the class teacher
- Opportunities to ask questions and share concerns



HOW WILL MY CHILD LEARN?



Your child will have PLENTY of time to play everyday.

This will be **planned, purposeful play** and through a mix of **adult led tasks and child-initiated** activity.

We call this Active Learning at Oakwood.

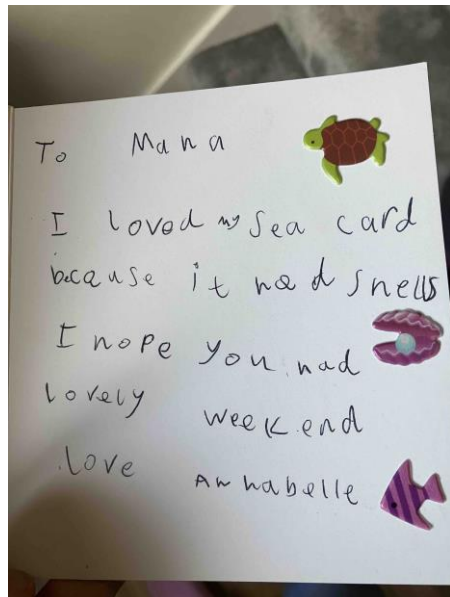
Your child will be assessed in these areas, based on their individual development and needs. We will share some 'wow' moments with you in your child's online Learning Journal (Evidence Me)..



EVIDENCE ME



- You will be invited to sign up to the online journal to keep an eye on what your child is doing. Post home learning images or fun activities you have taken part in.



WHAT DO I DO WHEN I ARRIVE ON MY FIRST DAY?



I will wait at the metal gates with my grown up until a member of staff opens them.

My grown up can walk me to my classroom door and encourage me to hang my coat up myself.

I can come into the classroom and play with my new friends.



DAILY ROUTINES



Morning routine – this tends to change on Fridays due to PE

8.45-8.55	Arrive at school – Busy Fingers activities
9.00	Welcome / Register / Choose Lunch / Calendar
9.05	Phonics (whole class)
9.20	Group reading / small group activities / play
10.00	Snack available (school-provided fruit) Active Learning Free-Flow
11.20	Maths (whole class)
11.45	Lunchtime (Acorns only in dining room)
12.00- 1.00	OPAL – starting one day at a time after a transition period



DAILY ROUTINES



Afternoon routine – this tends to change on Fridays with a celebration Assembly for EYFS

1.00	Afternoon registration
1.05	Topic Learning (Whole Class) – different focus daily e.g. literacy, PSED, Protective Behaviours, Understanding the World
1.25	Small group / play
1.45	Active Learning (free-flow) Milk available free for under 5's – a letter will be in the pack
2.45	Story / Get ready for home
3.05	Home time



HOW CAN I SUPPORT MY CHILD AT HOME?



Communicate and talk with your child



Enjoy physical activities together



Have fun exploring maths



Read, tell and make up stories together



Support your child to do things by themselves



Encourage your child to talk and play with others



SUPPORTING INDIVIDUAL NEEDS



Our SENCO is Miss Stubbs

If you or your child's class teacher are concerned about your child's learning and development, first talk openly together about it.

School can provide a range of reasonable adjustments, adaptive teaching and additional help for children who need further support with their learning and development. This may include the support of other professionals, SEND support plans and for a small number of children an Education and Health Care Plan (EHCP).

Parents/carers are consulted and involved in any discussions and decisions about their child.



SUPPORT FOR YOUR CHILD



UNIVERSAL FREE SCHOOL MEALS

Currently, children in Reception, Year 1 and Year 2 in state funded schools receive a free school lunch. This is government-funded and all children are eligible, irrespective of parental income or situation

Schools receive additional funding for a number of **eligible families** such as

- Those with financial situations that qualify for **free school meals**
- Child looked after by local authority or in private foster care or has been adopted

The school require all parents to complete the appropriate form to check eligibility. Family circumstances also change so it's worth checking again if this happens.

If your child is eligible, the funding can be used in a range of ways to improve their educational outcome, including enrichment opportunities. **The school is very discreet with the confidential information you provide and the way in which support is provided.**




KEEPING CHILDREN SAFE IS EVERYONE'S RESPONSIBILITY



KEEPING CHILDREN SAFE IS EVERYONE'S RESPONSIBILITY



You...



HOW WE COMMUNICATE WITH YOU



Communication is so important. It plays a huge role in ensuring that you are regularly sharing information with us to best support your child.

We do this by...

- Daily chats at drop off and pick up time
- Termly parent consultation meetings
- Stay and Play session
- Newsletters
- Notice board
- Email
- School Website



SCHOOL READINESS



FUTURE DATES FOR YOUR DIARY



- Thursday 10th July Stay and Play

Wednesday 3 rd September	INSET DAY - school closed to pupils
Thursday 4th September and Friday 5th September	Family Meetings
Monday 8th and Tuesday 9th September	Children attend half days
Wednesday 10 th September	Children attend full days



BEFORE YOU GO...



Please sign up to a family meeting in September when we go back to the classrooms.



QUESTION TIME



No question is a silly question...



If anyone has anything they would like to ask
please feel free to





OAKWOOD SCHOOL UNIFORM



Our school uniform gives our children a sense of belonging. It is designed to be both smart and practical.

Reception uniform

Our reception uniform is slightly different to the rest of the school. This is to support children's self-help skills and independence as well as being practical clothing for the active learning taking place.

- Black jogging bottoms or leggings
- Bottle green zip-up fleece with or without the School logo
- White or bottle green polo shirt with or without the School logo
- Grey, white or black ankle socks (not trainer socks)
- Flat black shoes

