

Oakwood Primary School

Newsletter



Friday 18th March 2022

Dear Parents and Carers,

We have had another busy two weeks of learning! Last week was British Science Week and we will be linking this to our learning next week with some science activities and visitors linked to the theme of 'Growth.' Speaking of growth... we were very excited to welcome three ducklings to Oakwood this week! More on this coming soon...

Reminder: if you have any concerns about your child and would like to speak to their teacher, please speak to the school office who will be happy to arrange a meeting. A quick message at the start of the school day is sometimes important, but teachers are unable to have longer conversations at this time as they need to welcome their class and ensure children's well-being and safety. Thank you for your understanding.

The Oakwood Team

Learning around Oakwood: Willow

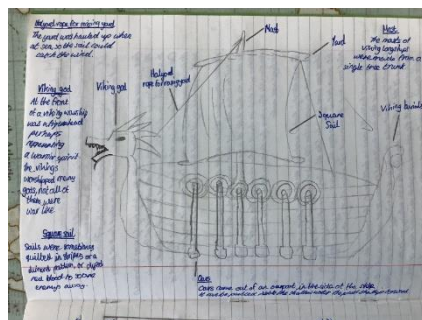


Willow Class we have been learning about the circle of life and this week in particular about how plants reproduce. First we looked at how seeds are formed, but what about those plants with no flowers who do not produce a seed? We took a

mint plant and planted some roots, and put the stems in water. We planted the leaf of a money plant and finally some begonia stems.



We have also started our history topic looking at the Vikings. We began by looking at longboats and their suitability as warships. They were amazing pieces of engineering with the design carefully thought through. Did you know that there was no stern or bow, so that they could easily be turned around in the event of attack? They were shallow in order that they could be brought inland and their sails could be folded down to enable them to go under low hanging branches.



Recommended reading...

At Oakwood, we really value reading and see it as the gateway to knowledge and one of life's key pleasures!

We hope you and your children enjoy this week's selection of books.


Reception

Britannica First Big Book of Why
By Sally Symes and Stephanie Drimmer



Key Stage 1

Make Way for Ducklings
By Robert McCloskey




Lower Key Stage 2

The Science Timeline Wallbook
By Christopher Lloyd



Upper Key Stage 2

Secret Science: The Amazing World Beyond Your Eyes
By Dara O Briain



Please do visit your local library to select from a fantastic range of books. [Locations and opening times are here.](#)

Important dates for your diary...

| | |
|--|---|
| Monday 21st March | Reach out for Refugees – children can wear blue and yellow accessories |
| Tuesday 22nd and Thursday 24th March 4pm – 7pm | Parent/Teacher Consultation Meetings (online) |
| Friday 25th March 3:15pm | Year 6 charity cake sale (KS2 playground) |
| Friday 1st April | LAST DAY OF TERM No Jousters after school School finishes at 1:50pm for Acorns 1:55pm for KS1 2:00pm for KS2 |

Our school website address: www.oakwood.herts.sch.uk
School contact details: admin@oakwood.herts.sch.uk
01727 753930

Celebration Assembly

Over the last two weeks, the following prizes were awarded to...



'Golden Dustpan and Brush' for the tidiest classroom – Lime and Ash



'Golden Clock' for the class with the best attendance and punctuality – Ash and Bech

'Golden Knife and Fork' for the best manners in the hall at lunchtime – Sycamore and Ash



'Person of the Week' for demonstrating values which are highly valued in our school:



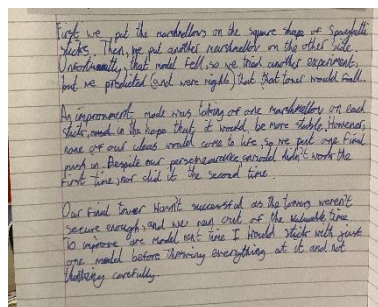
- Ash – Molly and Gabriel
- Beech – Matthew, Olive and Humayra
- Cherry – Ashvin and Eva
- Lime – Ellie and Isla
- Maple – William and Fleur
- Poplar – Harry K and Rosie
- Rowan – Vihan and Oscar
- Sycamore – Mabel and Roberto
- Willow – Will



Learning around Oakwood: Poplar

This term in science, Poplar class have been focusing on the 'big build' unit. We were very excited to construct tall towers in this lesson. Using our previous knowledge on the rigid structure and stability of triangular shapes, Poplar class had the fun opportunity of building their own towers in small groups. Their challenge was to create a tower that was at least 60cm tall, using spaghetti and marshmallows in 20 minutes!

After the practical task, Poplar class reflected on their creative towers, critically analysing what did and did not work well when building their towers. The children evaluated their work and focused on ways to improve their towers.



Work of the week!

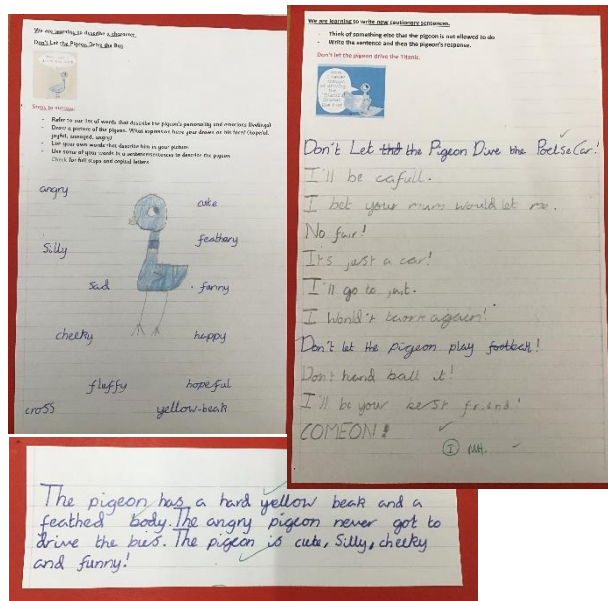
Every week an exemplary piece of work is chosen to be 'Work of the Week' and is displayed in the school dining hall.



Beech and Cherry have been focusing on the text 'Don't Let the Pigeon Drive the Bus!' by Mo Willems.


Jacob in Cherry

Cherry discussed the pigeon's character, emulating his dialogue and body language to act out the story. Jacob used a range of adjectives to describe the character, appearance and emotions of Pigeon.



Humayra in Beech

Beech took on the role of Pigeon and wrote a persuasive letter to the bus driver, giving reasons as to why he should let Pigeon drive the bus. Humayra used evidence from the text and gave her own reasons to try to persuade the bus driver.



Well done Jacob and Humayra!

Please remember if you have any queries or questions, do make an appointment to come and speak to a member of staff. We are always very happy to meet with you. Don't let a little worry become a big one!